

Scaled data based on original data using
LM-79-08 Approved Method: Electrical and Photometric Measurements of Solid-
State Lighting Products

Test Report Prepared for
Cooper Lighting Solutions
(formerly Eaton)

Brand: McGRAW-EDISON

Report Number: P193770

Luminaire Tested: **GLEON-AF-02-LED-E1-SL4-8030-600**

Issue Date: 3/3/2020

Test Information

Test Method: LM-79-08
Report Number: P193770
TEST IS SCALED FROM IESNA LM-79-08 TEST DATA (P24294)
Test Lab: INNOVATION CENTER P2
Issue Date: 3/3/2020
Manufacturer: COOPER LIGHTING SOLUTIONS (FORMERLY EATON)
Product Line: MCGRAW-EDISON
Catalog Number: GLEON-AF-02-LED-E1-SL4-8030-600
Description: GALLEON AREA AND ROADWAY LUMINAIRE
(2) 80 CRI, 3000K, 615mA LIGHTSQUARES WITH 16 LEDS EACH AND TYPE IV SPILL
LIGHT ELIMINATOR OPTICS
Light Source: -
Ballast/Driver: ELECTRONIC DRIVER

Summary

Lumens per Lamp: N/A
Luminaire Lumens: 6221 lumens
Efficiency: N/A
Efficacy: 94.3 lumens/watt
Luminous Opening: Rectangular (W 0.5' x L: 1' x H: 0')
IES Classification: Type IV - Short - Semi-Cutoff
BUG Rating: B1 - U0 - G2

Input Watts (W): 66
Input Voltage (V): NR
Input Current (Ain): NR
Voltage Rise (V): NR
Power Factor: NR
Total Harmonic Distortion (THDi): NR
Frequency (hertz): 60
Stabilization Time: NR
Operation Time: NR
Ambient Temperature (°C): NR
Test Distance: 25 FT

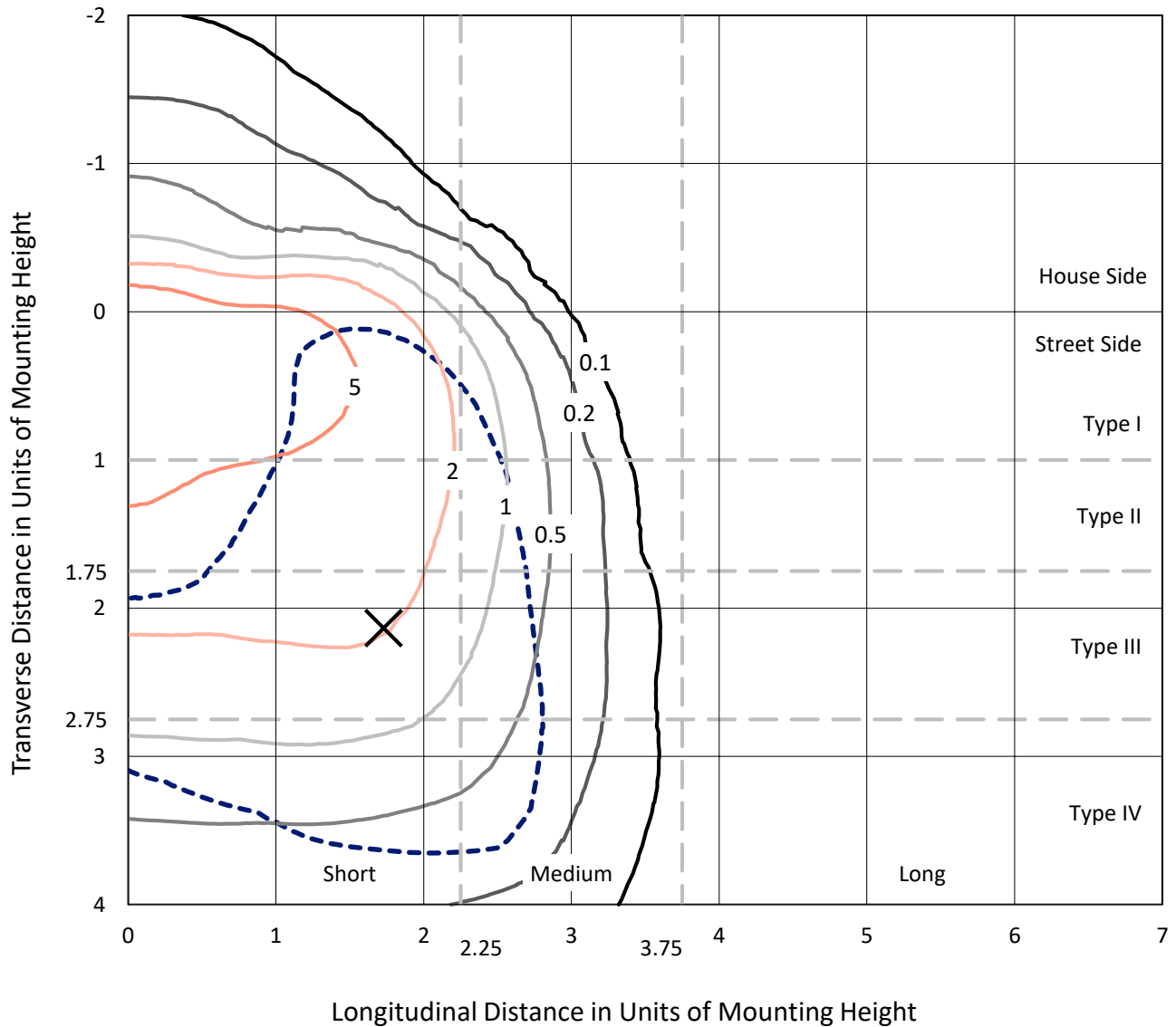


REPORT NUMBER: P193770

CATALOG NUMBER: GLEON-AF-02-LED-E1-SL4-8030-600

Iso-Footcandle Lines of Horizontal Illumination

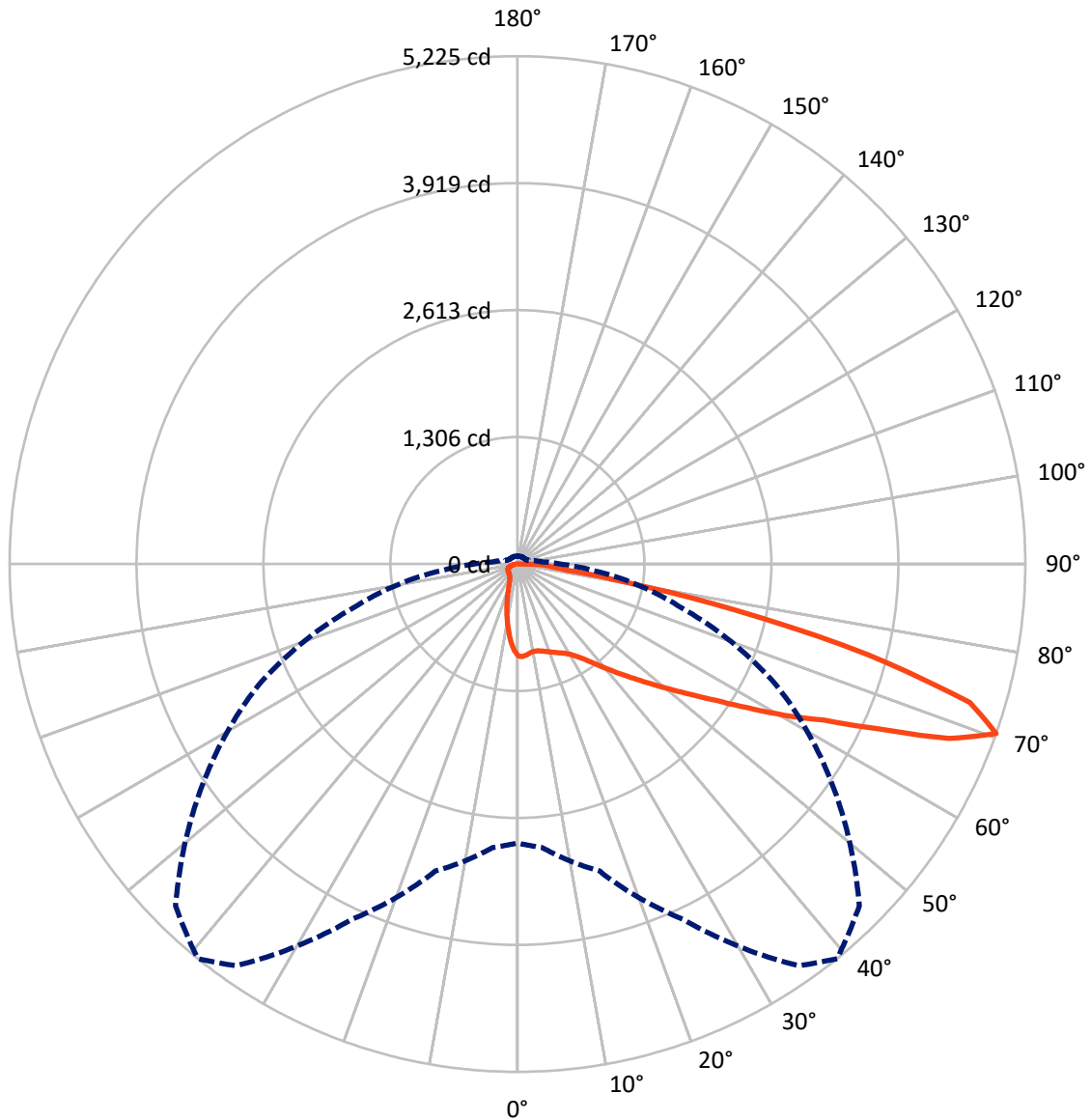
✕ Max cd
 - - - 1/2 Max cd



Based on 10 foot mounting height. Maximum calculated value = 9.4 fc
 Type IV - Short - Semi-Cutoff

REPORT NUMBER: P193770
CATALOG NUMBER: GLEON-AF-02-LED-E1-SL4-8030-600

Luminous Intensity Polar Plot



— Vertical Plane Through 39-Deg Lateral - - - Horizontal Cone Through 70-Deg Vertical

REPORT NUMBER: P193770

CATALOG NUMBER: GLEON-AF-02-LED-E1-SL4-8030-600

FLUX DISTRIBUTION:

		Downward	Upward	Total
House Side	Lumens	707.5	0.0	707.5
	% Fixture	11.4	0.0	11.4
Street Side	Lumens	5513.5	0.0	5513.5
	% Fixture	88.6	0.0	88.6
Total	Lumens	6221.0	0.0	6221.0
	% Fixture	100.0	0.0	100.0

Coefficient of Utilization

ZONAL LUMENS:

Zone	Lumens	% Fixture
0°-10°	81.1	1.3
10°-20°	202.6	3.3
20°-30°	315.5	5.1
30°-40°	491.4	7.9
40°-50°	825.0	13.3
50°-60°	1310.6	21.1
60°-70°	1748.2	28.1
70°-80°	1055.7	17.0
80°-90°	191.1	3.1
90°-100°	0.0	0.0
100°-110°	0.0	0.0
110°-120°	0.0	0.0
120°-130°	0.0	0.0
130°-140°	0.0	0.0
140°-150°	0.0	0.0
150°-160°	0.0	0.0
160°-170°	0.0	0.0
170°-180°	0.0	0.0
0°-90°	6221.0	100.0
0°-180°	6221.0	100.0



REPORT NUMBER: P193770

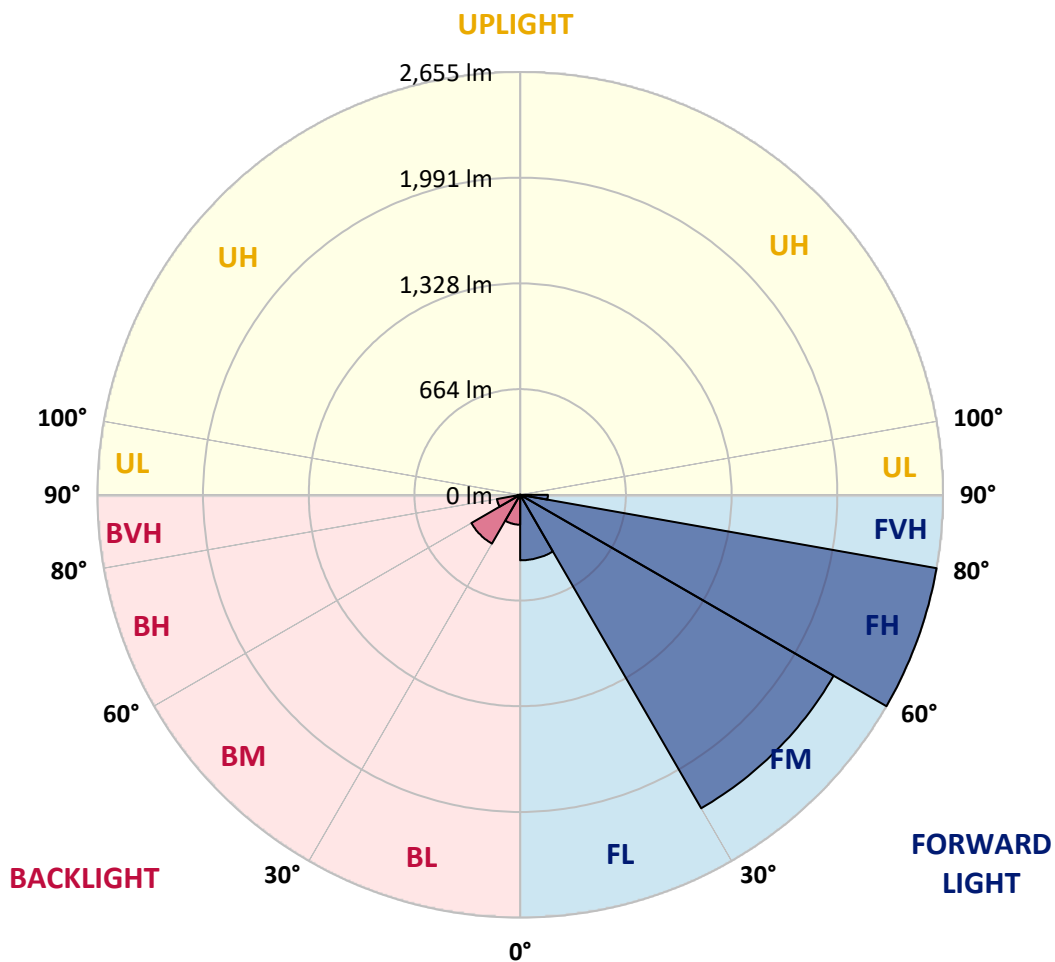
CATALOG NUMBER: GLEON-AF-02-LED-E1-SL4-8030-600

LUMINAIRE CLASSIFICATION SYSTEM LUMEN TABLE AND BUG RATING:

Zone	Lumens	% Fixture	Zone Rating/Lumen Limit		
			B	U	G
FL (0°-30°)	411.4	6.6			
FM (30°-60°)	2272.9	36.5			
FH (60°-80°)	2655.3	42.7			G2/5000
FVH (80°-90°)	173.8	2.8			G2/225
BL (0°-30°)	187.7	3.0	B1/500		
BM (30°-60°)	354.1	5.7	B1/1000		
BH (60°-80°)	148.5	2.4	B1/500		G1/500
BVH (80°-90°)	17.2	0.3			G1/100
UL (90°-100°)	0.0	0.0		U0/0	
UH (100°-180°)	0.0	0.0		U0/0	

BUG Rating: B1-U0-G2

Type IV Short





REPORT NUMBER: P193770

CATALOG NUMBER: GLEON-AF-02-LED-E1-SL4-8030-600

CANDELA DISTRIBUTION (FULL):

	0°	5°	15°	25°	35°	39°	45°	55°	65°	75°	85°
0°	944.4	944.4	944.4	944.4	944.4	944.4	944.4	944.4	944.4	944.4	944.4
2.5°	962.8	962.5	959.9	958.0	956.5	955.8	957.1	952.4	948.2	943.2	937.8
5°	955.5	955.2	951.1	947.3	943.5	942.2	941.9	933.4	928.3	920.7	910.6
7.5°	947.6	946.0	940.6	934.3	927.7	924.5	921.4	910.3	904.6	897.0	885.3
10°	939.4	937.5	932.4	926.1	919.8	915.0	909.7	898.9	892.9	887.2	873.6
12.5°	930.8	929.3	928.0	925.2	920.7	916.6	912.5	903.3	897.0	890.4	874.5
15°	929.6	928.9	931.8	933.7	931.2	928.6	924.2	916.3	909.7	903.0	882.5
17.5°	939.7	939.4	946.7	951.7	950.5	946.0	940.0	931.2	925.8	920.1	894.5
20°	961.8	963.4	972.3	978.9	972.6	966.3	956.5	944.1	941.3	938.8	906.8
22.5°	1003.6	1005.2	1011.5	1014.0	997.6	988.4	974.8	959.0	957.1	959.0	921.7
25°	1068.7	1067.2	1066.2	1056.7	1026.7	1012.4	995.1	978.6	979.6	988.1	942.5
27.5°	1155.1	1146.6	1133.3	1104.8	1057.0	1041.2	1020.0	1004.9	1010.9	1027.3	973.9
30°	1244.6	1235.1	1204.4	1157.9	1096.9	1079.5	1055.8	1038.7	1054.5	1080.4	1015.6
32.5°	1327.5	1326.2	1281.3	1221.5	1151.9	1136.7	1113.0	1093.7	1119.4	1158.9	1078.2
35°	1417.9	1420.8	1367.0	1295.2	1226.3	1210.4	1193.4	1178.8	1213.0	1267.4	1169.0
37.5°	1514.7	1520.4	1456.8	1375.9	1311.0	1304.4	1294.3	1287.9	1340.8	1416.0	1295.8
40°	1644.1	1638.4	1550.1	1467.0	1415.1	1414.8	1411.6	1419.2	1507.1	1610.2	1458.7
42.5°	1782.6	1765.9	1649.1	1564.7	1529.3	1540.0	1546.3	1577.3	1707.3	1846.2	1657.4
45°	1931.9	1894.3	1751.9	1668.1	1656.1	1678.9	1700.4	1767.7	1943.0	2114.7	1875.0
47.5°	2051.1	2014.8	1858.2	1776.6	1802.9	1837.3	1878.8	1985.4	2206.8	2392.1	2089.7
50°	2145.1	2121.4	1965.4	1903.1	1964.5	2017.6	2085.3	2231.7	2481.3	2662.2	2288.7
52.5°	2236.2	2218.5	2073.6	2032.8	2154.3	2227.6	2319.7	2496.2	2762.8	2927.9	2456.0
55°	2318.4	2305.8	2190.0	2194.4	2377.6	2473.1	2588.8	2797.3	3069.6	3164.8	2597.7
57.5°	2411.1	2395.0	2322.8	2397.2	2664.4	2788.4	2939.0	3135.7	3357.4	3375.5	2705.6
60°	2504.4	2490.5	2470.2	2631.2	3028.8	3159.1	3301.8	3463.7	3649.4	3539.0	2699.2
62.5°	2585.4	2586.9	2622.7	2877.0	3385.6	3536.4	3710.4	3870.5	3913.5	3567.4	2499.6
65°	2722.6	2747.6	2854.2	3224.9	3887.8	4089.6	4303.1	4277.5	3986.5	3301.4	2071.7
67.5°	2885.8	2929.8	3145.8	3688.6	4522.6	4790.5	4873.1	4369.6	3694.0	2683.7	1476.8
70°	2869.4	2929.8	3271.7	4034.3	5045.8	5225.4	4974.9	3954.6	2933.3	1753.2	784.4
72.5°	2548.0	2634.4	3015.2	3875.8	4881.0	4865.2	4319.0	2948.1	1742.8	704.1	306.5
75°	1942.0	2029.3	2357.0	3062.0	3857.8	3725.0	3064.5	1628.6	661.4	279.6	193.3
77.5°	1117.1	1184.8	1437.9	1877.8	2447.5	2311.1	1705.8	724.3	322.0	194.8	150.9
80°	623.7	661.4	815.1	952.7	1199.4	1099.4	763.2	450.1	240.4	141.4	116.4
82.5°	493.1	526.6	659.1	601.0	547.8	505.4	438.4	400.7	192.0	89.2	69.6
85°	430.8	462.7	557.9	473.2	374.2	343.2	356.1	394.4	149.3	53.8	59.5
87.5°	399.2	441.9	497.2	364.7	291.3	258.1	328.6	432.4	48.1	33.5	24.0
90°	0.0	0.0	0.0	0.0	0.0	0.0	0.0	0.0	0.0	0.0	0.0



REPORT NUMBER: P193770

CATALOG NUMBER: GLEON-AF-02-LED-E1-SL4-8030-600

CANDELA DISTRIBUTION (continued):

	90°	95°	105°	115°	125°	135°	145°	155°	165°	175°	180°
0°	944.4	944.4	944.4	944.4	944.4	944.4	944.4	944.4	944.4	944.4	944.4
2.5°	933.1	928.0	919.8	912.5	901.1	895.1	888.5	883.7	879.9	876.8	881.8
5°	904.3	894.8	877.4	858.7	836.6	819.2	804.6	791.0	781.6	775.2	779.7
7.5°	877.1	861.6	834.4	800.5	762.6	730.3	703.7	680.3	664.2	653.8	657.9
10°	861.6	842.3	800.2	747.1	691.1	640.8	599.1	563.0	538.0	523.8	526.0
12.5°	857.8	832.8	774.6	701.5	625.0	555.1	496.3	446.3	411.2	392.8	393.5
15°	860.6	828.7	750.6	657.9	561.1	472.9	399.5	338.7	297.9	277.1	276.8
17.5°	865.4	825.5	725.3	610.8	496.3	393.8	311.9	252.4	216.3	199.6	198.3
20°	870.4	820.5	696.8	559.8	428.9	320.4	244.2	197.7	174.9	165.7	165.1
22.5°	877.7	816.0	667.4	506.1	362.8	260.9	200.8	169.5	157.5	152.8	152.1
25°	889.4	813.8	636.1	450.1	303.3	218.2	174.9	155.6	148.7	145.5	145.2
27.5°	909.0	817.0	606.6	395.7	254.9	189.5	160.4	148.7	143.6	140.7	140.4
30°	934.3	826.8	575.6	344.1	217.3	169.8	151.5	143.9	139.8	137.0	137.0
32.5°	976.4	843.2	543.1	299.5	190.4	156.2	144.9	139.8	136.3	134.1	133.8
35°	1038.4	874.2	512.7	262.5	171.1	146.4	139.2	135.4	132.8	131.6	131.6
37.5°	1128.5	923.3	485.8	236.0	159.4	139.8	133.8	130.9	129.4	129.4	129.4
40°	1249.7	990.9	464.0	218.2	152.8	135.1	129.7	127.5	126.5	126.8	126.8
42.5°	1399.3	1078.9	449.4	205.9	149.6	132.2	126.8	124.9	124.0	123.7	124.0
45°	1569.8	1178.8	447.9	196.7	146.4	130.3	124.9	123.0	121.1	119.9	119.9
47.5°	1735.5	1280.3	460.8	193.6	143.0	128.1	123.4	121.5	118.6	115.8	115.8
50°	1881.9	1366.7	478.2	194.8	141.7	124.9	120.8	119.9	115.4	112.3	112.0
52.5°	1998.3	1433.1	492.5	198.6	143.0	122.7	117.7	118.0	113.2	109.8	109.4
55°	2091.6	1476.8	488.7	202.4	145.8	121.5	114.8	115.4	111.7	108.2	108.2
57.5°	2132.4	1460.6	446.6	199.3	148.0	121.8	112.6	115.1	112.0	108.8	108.8
60°	2044.8	1317.4	367.8	185.3	145.2	120.8	111.7	116.4	116.1	112.9	112.6
62.5°	1779.8	1060.8	285.3	164.8	135.4	116.1	109.1	116.1	119.6	118.6	118.3
65°	1371.8	755.6	217.9	142.6	122.1	108.2	102.5	108.8	113.5	114.8	114.5
67.5°	890.4	463.0	168.0	121.8	107.2	99.0	93.9	96.8	97.7	97.7	97.1
70°	437.7	249.2	133.8	102.5	92.0	89.2	86.3	84.8	83.2	81.9	81.9
72.5°	216.0	162.9	110.1	86.7	79.4	78.1	77.5	75.6	74.3	72.7	72.1
75°	159.7	132.5	93.6	73.1	68.3	67.1	68.3	66.7	66.4	65.2	64.5
77.5°	131.3	112.9	80.7	62.6	58.5	56.3	58.2	58.5	58.8	56.9	56.3
80°	106.6	95.5	67.4	51.9	48.1	46.5	47.8	50.3	50.9	48.1	46.8
82.5°	76.9	78.1	54.4	40.5	37.3	36.1	38.6	41.8	42.4	38.3	37.3
85°	64.5	65.2	41.8	28.8	25.6	23.7	27.8	31.0	33.2	29.1	28.1
87.5°	26.9	38.3	24.0	16.1	14.2	12.3	14.9	16.4	19.9	18.3	18.0
90°	0.0	0.0	0.0	0.0	0.0	0.0	0.0	0.0	0.0	0.0	0.0

(END OF REPORT)